


Bears, Bulls & the Big Board




Reflections in paint on the financial market of our time.

Copyright 2010 – Jodi Endicott – All Rights Reserved



**“Bears, Bulls,
and the Big
Board”**



**At Studio One
in Honolulu,
Hawaii**

During the '90s I became a student of art, making works that reflected our time. The United States was in a major economic recession, and as a result, I also became a student of the financial markets – trying to find meaning during all the upheaval.


In 1996, the year I received an MFA, my artwork and the financial world merged. I saw the stock market as a metaphor for life's universal emotions – those of faith, hope, despair, and greed. As a result, I began to paint the symbols of the market . . . the bears, bulls and traders.



“Bear & Bull” (detail)

4' x 7'

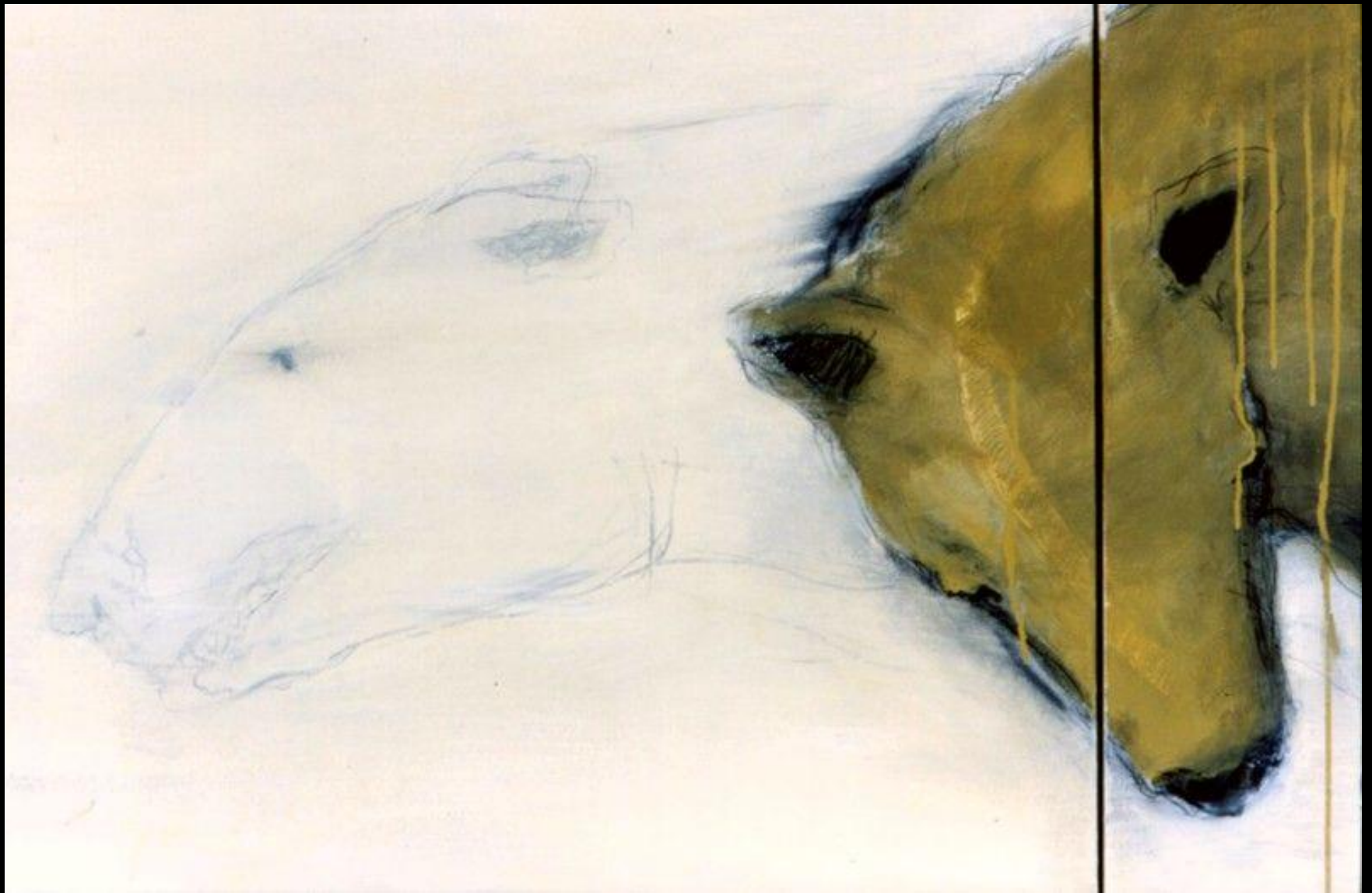
Oil, acrylic, crayon, oil stick, graphite on canvas



“Two Bears”

3' x 5'

Oil, acrylic, graphite on canvas



“Two Bears” (detail)



“Traders/ 911”

4' x 7'

Oil, acrylic, gesso, oil stick, graphite on canvas

“Traders/ 911”
(detail)





“The Color of Money”

3' x 7.5'

Oil, acrylic, pencil, crayon on board



“The Color of Money” (detail)



“The Scream”

3' x 8'

Oil, acrylic, crayon, pencil on board

To further my understanding, I learned how to trade stocks. After spending years evaluating charts, I realized that the market was based on a series of repeating patterns.

I started to paint patterns.



“Nest Egg”

3' x 8'

Oil, acrylic, graphite, gel

“Nest Egg”
(detail)

3' x 8'

Oil, acrylic, graphite, gel





“RoundAbouts”
4' x 7'
Oil, acrylic, crayon





“Roundabouts” (detail)

Over time, I searched for even greater insights into market movements and discovered the 300-year-old Japanese Candlestick charting method.

I was intrigued with this visualization of human behavior and fascinated with the dramatic impact these patterns can have – each day and throughout the world – as people use this elegant system to buy and sell stocks.

I started to paint the Japanese Candlestick patterns.





“Japanese Candlesticks”

9 of 66 patterns

12” x 12”

Oil, acrylic,
crayon, pencil on
canvas

Installation
variable





“Inverted
Hammer”

12” x 12”



“Engulfing”

12” x 12”

Eventually, my artwork took a completely different turn; a direction that I thought was unrelated to the stock market.

I created a series of highly-energetic and emotive water paintings, only to later realize that these paintings captured the market's tumultuous movements prior to the impending crash.

First, there was a convergence.



“Convergence”


(detail)

3' x 4'

Oil, Acrylic



Then the market folded back on itself.




“Summer Wave 2007”

5’ x 12’

Acrylic, oxides

“Summer Wave 2007”

(detail)



Finally, it impacted the world

“The World”



3' x 7'
Acrylic, oxides

“The World” (detail)



As the market continued its unstoppable decline, I tried to understand what was happening. I had never experienced anything so severe that affected so many people.

Again I looked to the charts . . . and to my work. A new merger occurred when I reviewed the Dow Theory, which describes the market as an ocean, consisting of a general tide with waves and ripples.

In 2009, I started to see the stock market charts as giant waves, ones that were crashing all around the world. As a result, I created water paintings of specific charts and patterns.




“Study of the Dow (1900 – 2008)”

18" x 36"
Oil, acrylic
2009

“Study of the Dow
(1900 – 2008)”
(detail)





“Sideways Movement”

40” x 120”

Acrylic, oxides

“Sideways Movement”
(detail)





“Double Bottom”

18” x 36”

Oil & Acrylic



“Study of the Dow (1960 -1980)”

Oil, acrylic

18" x 36"

2009



“Study of the Dow (1960 – 1980)” (detail)

“I have seen how the market can separate and also encompass us . . . just as the oceans that surround us are in constant change. As a result, I am currently creating water paintings based on financial indexes from around the world.

“This series defines the market as a continuum of universal emotions that parallel everyday life. It is the ebb and flow of the good with the bad that makes us appreciate the better times we seek.

“Here's to the good.”

Jodi Endicott

jodiendicott@gmail.com

www.jodiendicott.com

808.262.4808 (Hawaii)

Artist Bio:

The artworks of award-winning artist Jodi Endicott have been featured in solo or group exhibitions in museums and galleries in the United States and Japan, including the Tokyo Metropolitan Art Museum; the Hawaii State Art Museum; the Contemporary Museum in Honolulu, Hawaii; the Ferrin Gallery in Pittsfield, Massachusetts; and the Lauren Clark Gallery in Housatonic, Massachusetts.

In addition, her work is in public, corporate, and private collections, including those of the City and County of Honolulu; the Hawaii State Foundation on Culture and the Arts; and Northwestern Mutual Financial Network.

She received an MFA from the University of Hawaii in Manoa.

Artist Statement:

“The stock market holds many metaphors for life's universal emotions – those of faith, hope, despair, and greed. This series of paintings is an interpretation of the drama, fluidity, and power of the market's essence. The lines, figures, and patterns are scraped into the gesso. I throw or trowel the paint, often completely covering what was there before. I dig into canvas to find the image. The past movements show through.

“This additive and subtractive process results in a thick and highly-energetic surface. In some of the works, the paint flows like water – so that it reads like an ocean and follows the movement of a stock chart. What is initially seen, changes upon deeper reflection and speaks of our time.”

Jodi Endicott

jodiendicott@gmail.com
www.jodiendicott.com
808.262.4808 (Hawaii)

Copyright 2010 – Jodi Endicott – All Rights Reserved